

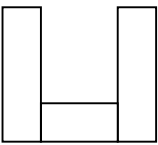





## TABLE SET UP STYLES AND MAXIMUM CAPACITIES

	THEATRE	CLASSROOM	CONFERENCE	U SHAPE	ROUNDS
	Chairs Only				
<b>SUNSET ROOM</b>	250	125	50	50	200
<b>PATIO ROOM</b>	45	35	20	20	60
<b>CONF. ROOM 1</b>	40	30	25	25	50
<b>CONF. ROOM 2</b>	40	20	20	20	30
<b>PLYMOUTH ROOM</b>	60	50	35	25	75
<b>BOARD ROOM*</b>	N/A	N/A	10	N/A	N/A
<b>PLAY-HOUSE THEATRE*</b>	210	N/A	N/A	N/A	N/A

\* **BOARD ROOM – BY CONFERENCE STYLE ONLY**

\*\* **PLAY HOUSE THEATRE – BY PERMANENT SEATING ONLY**

N/A - NOT AVAILABLE IN TABLE SET UP STYLE

Ver 11-15-2005